

2024 annual report to the Community

# Eden Hills Primary School

Eden Hills Primary School number: 124

Partnership: Mitcham Hills



School principal:

Kellie Bowden

Signature

Date of endorsement:

04/02/2025



Government  
of South Australia  
Department for Education

# Context Statement

Eden Hills Primary School caters for students from R-6. At the time of this report, the enrolment in 2024 is 244. Eden Hills Primary School is classified as Category 7 on the Department for Education Index of Educational Disadvantage. At the time of this report, the school population includes, 11% students with disabilities. Further information about the school is available on the school's website (including its context statement), as well as the My School website.

Data Source: Department for Education data holdings from Mid census captured in AUGUST 2024.

## Governing Council Report

When reporting on the EHPS governing council most parents want to hear what the governing council has done for our community in 2024. The governing council takes questions from the parent community, reviews school policy, monitors bullying and wellbeing data, and does advocacy on behalf of the school community. In addition to governing council meetings many parents sit on sub-committees that contribute many volunteer hours of work to support Eden Hills. Parent volunteers join the governing council because they want to be part of their student school community, and care deeply about student experiences. Subcommittees include:

- Out of School Hours Care Subcommittee,
- Parent and Friends Subcommittee,
- Acquaintance night and family picnic subcommittee,
- Finance Subcommittee,

The **OSHC subcommittee** has been very busy with the transition to Camp Australia. Camp Australia now manages our OSHC service as an external provider. This decision has reduced the burden on parents who were volunteering up to one day per week in both administration and human resources roles. The change was significant for our community, and Camp Australia continue to actively address concerns or challenges parents bring to the council. The council will continue to govern the external management of the OSHC in 2025.

The **Finance subcommittee** created budgets, and regular reports on both school and OSHC finances and engaged with external auditors. The chair and EHGC would like to note the long term volunteer role Leanne Christinat has provided as Eden Hills Treasurer for many years. Notable finance items in 2024 included signing off on an upgrade to rooms 7&8, a successful SRC led grant for a sensory walk.

The **Parents and Friends subcommittee** put on several events during the year which included several picnic events at Wittunga, and preparing for the 2025 National Park and a colour run which raised money for the SRC.

The **Acquaintance night and family picnic subcommittee** have been busy organising a 6th March event. Regardless of its name changing several times this group have put the hard work into creating what will be an amazing event.

The **Reconciliation Action Plan Working Group** the council offered to begin work with school staff on a site Reconciliation action plan. This group is meeting regularly in 2025. It is a means for our community to continue to learn and be more welcoming. The creation of a RAP will continue in 2025.

This year advocacy resulted in the department funding the roof upgrade to room 9. A parent request for school funded cyber safety training was also delivered to school leadership with a plan to deliver in 2025

Warmest Regards,

David Lister, Chair of Eden Hills Governing Council 2024

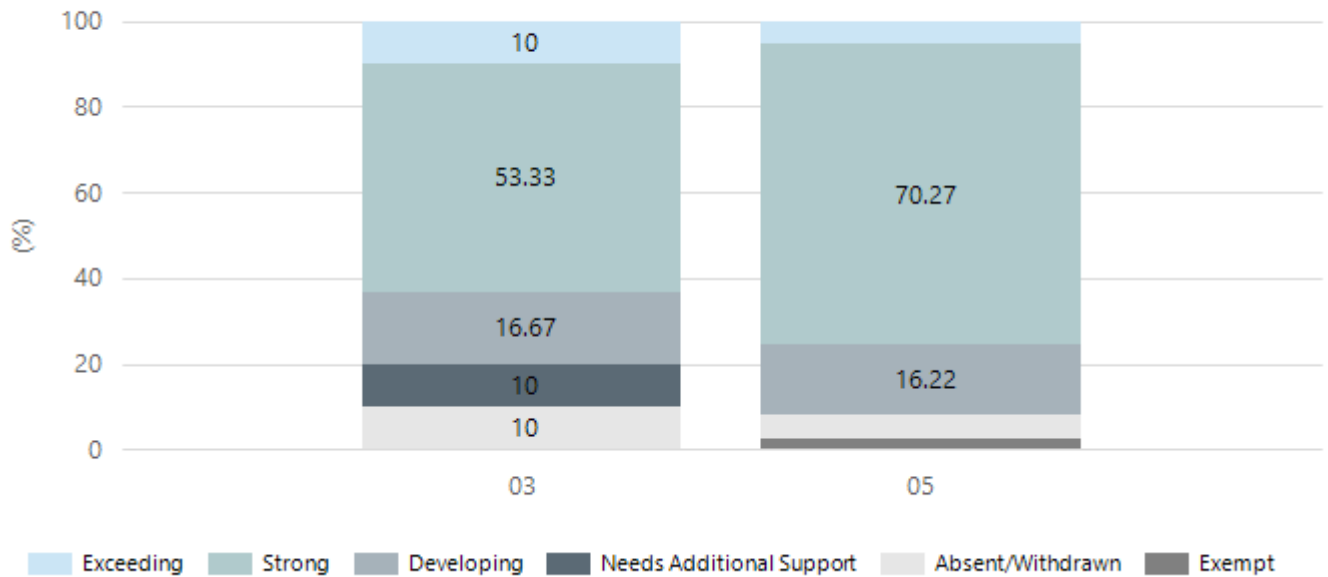


# Performance Summary

## NAPLAN Proficiency

In 2023 the Australian Curriculum, Assessment and Reporting Authority (ACARA) - a Commonwealth Independent statutory authority - announced changes to NAPLAN performance reporting. The new approach replaces the previous numerical NAPLAN bands and the national minimum standard.

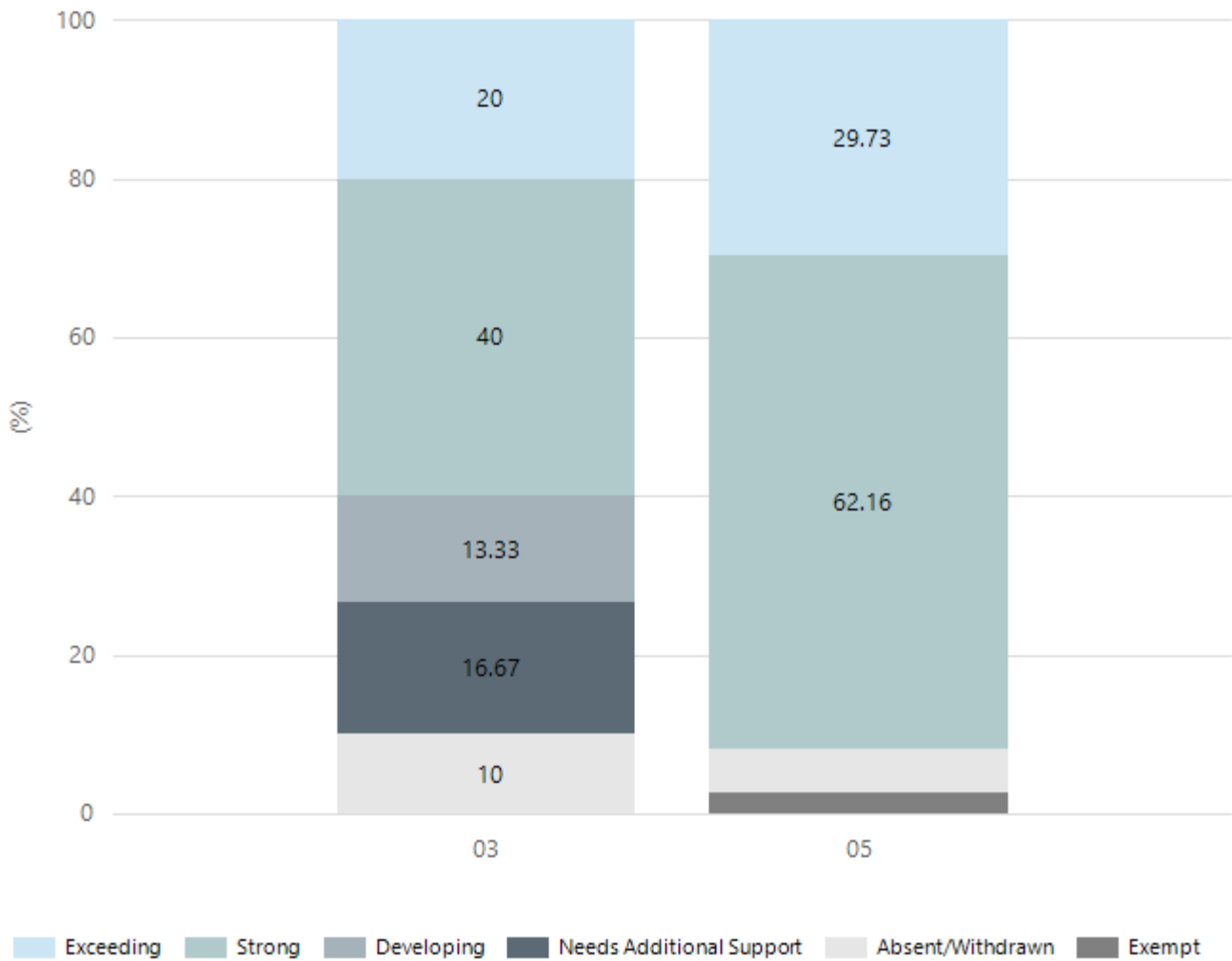
### Numeracy



Year Level	03	05
Exceeding	3	2
Strong	16	26
Developing	5	6
Needs Additional Support	3	
Absent/Withdrawn	3	2
Exempt		1
Total	30	37

Data Source: Department for Education Assessment Data Holdings, 2024. If there are less than 6 students who sat NAPLAN in a school, no information will be shown. If a year level has less than 6 students, that year level will not be shown in NAPLAN results.

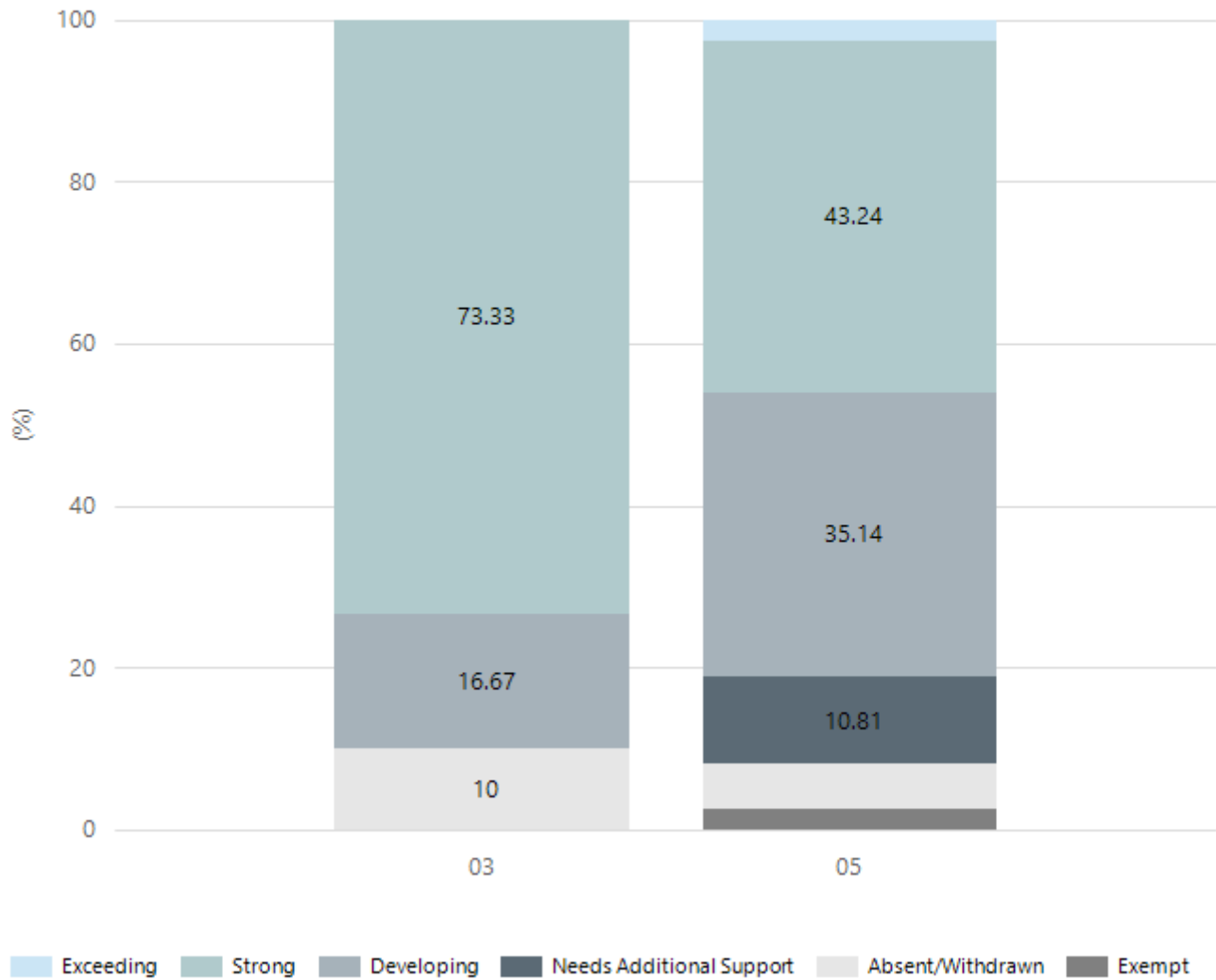
## Reading



Year Level	03	05
Exceeding	6	11
Strong	12	23
Developing	4	
Needs Additional Support	5	
Absent/Withdrawn	3	2
Exempt		1
Total	30	37

Data Source: Department for Education Assessment Data Holdings, 2024. If there are less than 6 students who sat NAPLAN in a school, no information will be shown. If a year level has less than 6 students, that year level will not be shown in NAPLAN results.

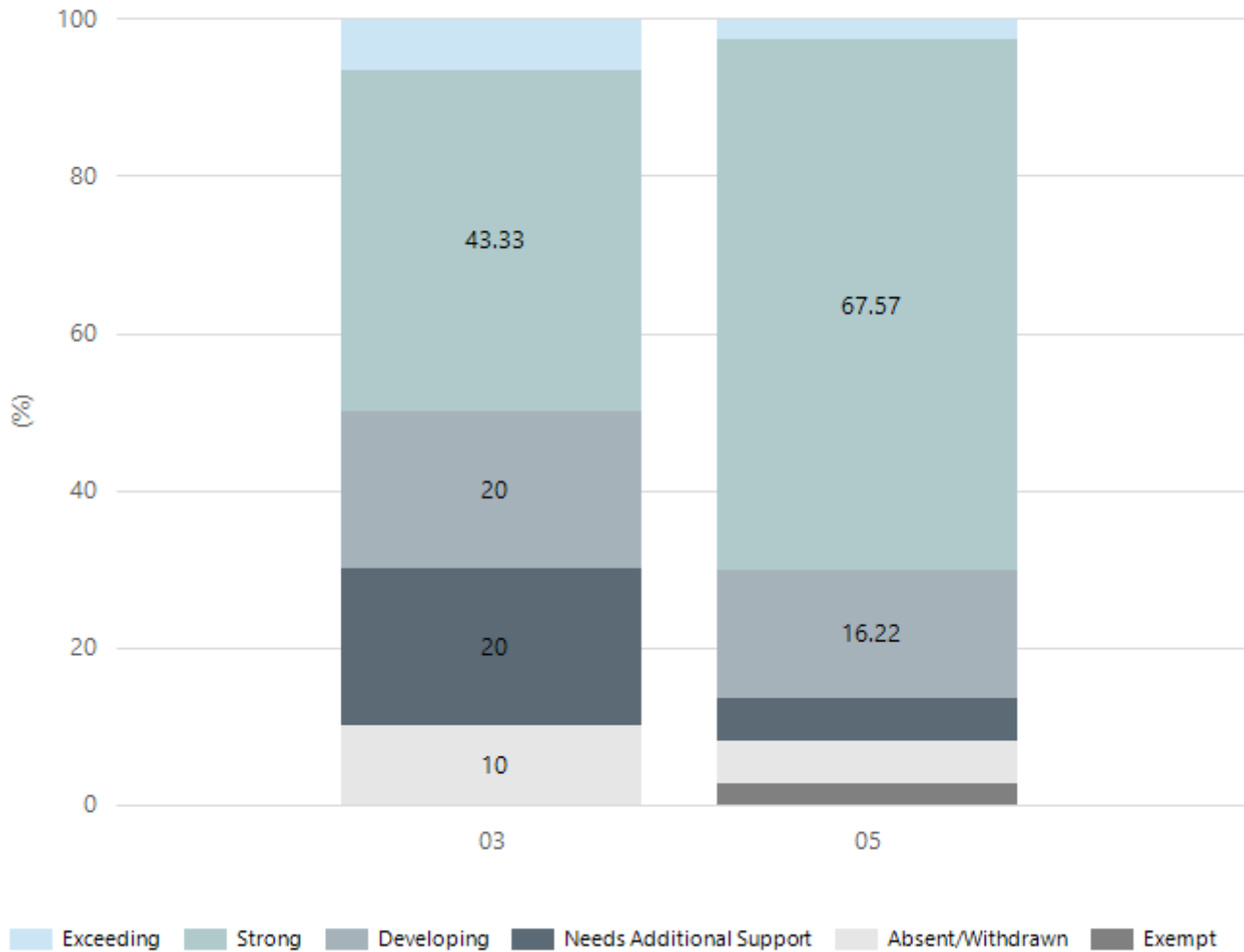
## Writing



Year Level	03	05
Exceeding		1
Strong	22	16
Developing	5	13
Needs Additional Support		4
Absent/Withdrawn	3	2
Exempt		1
Total	30	37

Data Source: Department for Education Assessment Data Holdings, 2024. If there are less than 6 students who sat NAPLAN in a school, no information will be shown. If a year level has less than 6 students, that year level will not be shown in NAPLAN results.

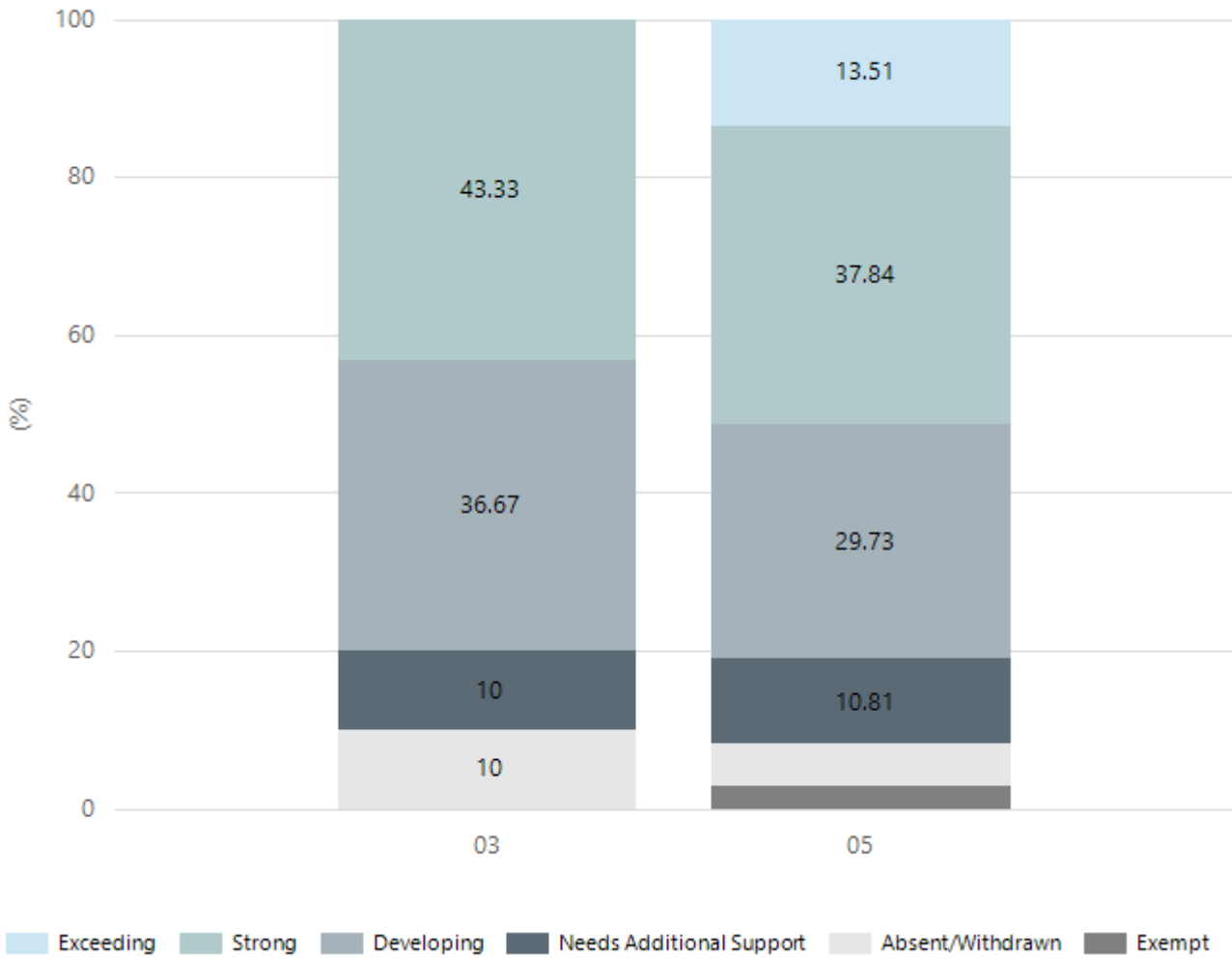
## Grammar



Year Level	03	05
Exceeding	2	1
Strong	13	25
Developing	6	6
Needs Additional Support	6	2
Absent/Withdrawn	3	2
Exempt		1
Total	30	37

Data Source: Department for Education Assessment Data Holdings, 2024. If there are less than 6 students who sat NAPLAN in a school, no information will be shown. If a year level has less than 6 students, that year level will not be shown in NAPLAN results.

## Spelling



Year Level	03	05
Exceeding		5
Strong	13	14
Developing	11	11
Needs Additional Support	3	4
Absent/Withdrawn	3	2
Exempt		1
Total	30	37

Data Source: Department for Education Assessment Data Holdings, 2024. If there are less than 6 students who sat NAPLAN in a school, no information will be shown. If a year level has less than 6 students, that year level will not be shown in NAPLAN results.

# School Attendance

Year Level	2022	2023	2024
Reception	88.3%	91.1%	91.5%
Year 01	90.1%	91.0%	91.1%
Year 02	89.1%	87.8%	93.4%
Year 03	91.9%	88.2%	89.6%
Year 04	89.0%	91.9%	85.5%
Year 05	90.1%	88.2%	91.3%
Year 06	89.9%	87.7%	90.1%
Total	89.8%	89.6%	90.4%

Data Source: Department for Education Attendance Data, Semester 1 Report 2024. A blank cell indicates there we no students enrolled. 'Primary Other' includes students enrolled in specialised education options. 'Secondary Other' includes students who have already spent a year at Year 12 and elected to undertake further study at Year 12.

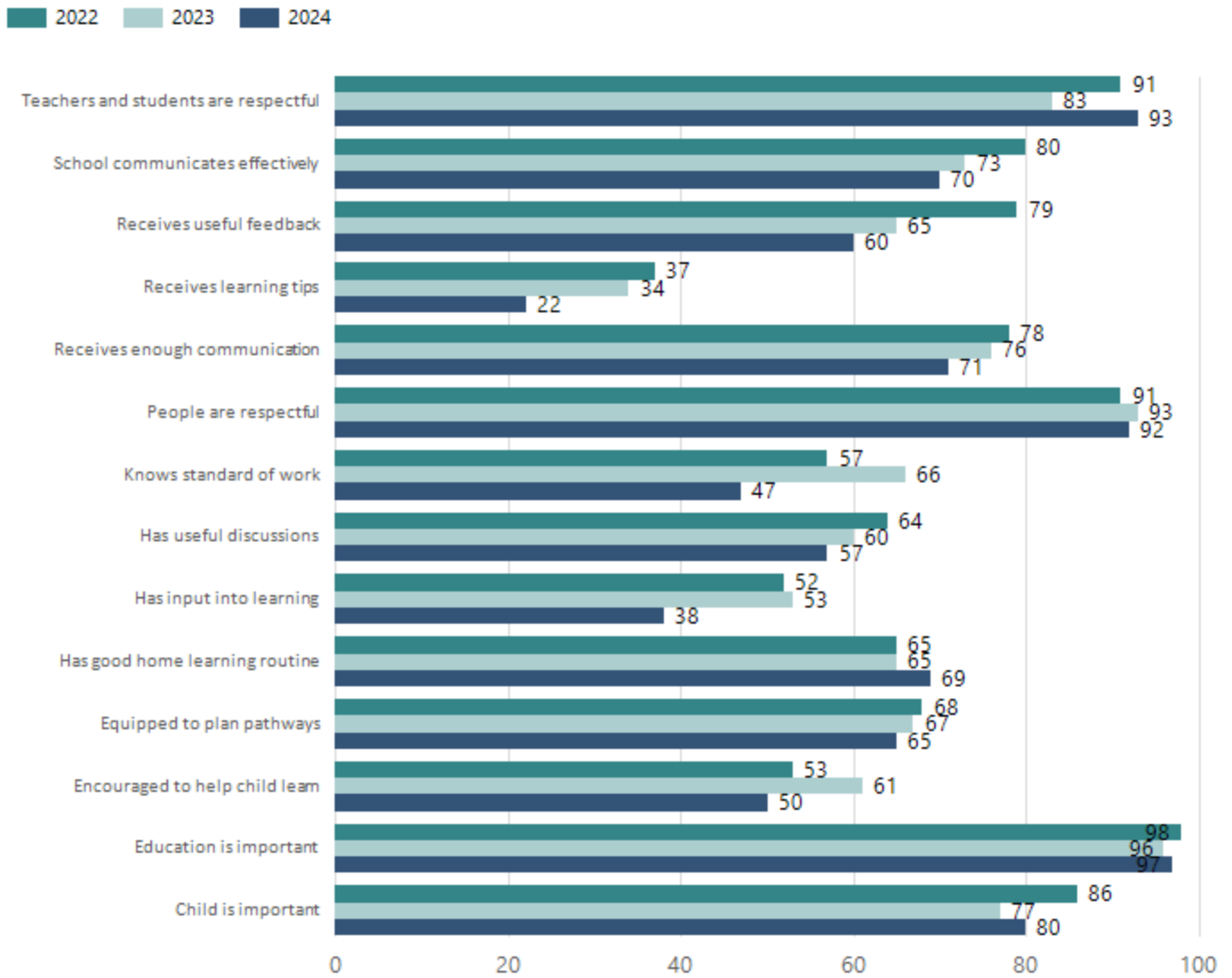
## Attendance Comment

In South Australia, all children and young people must be in school from 6 years to 16 years old. They must attend a government or non-government school full time. From age 16 to 17 however, young people must attend school or an approved learning program (such as an apprenticeship, traineeship, accredited course or university). Schools and parents must encourage and support students to come to school every day. Parents and caregivers must make sure their child is enrolled in a school, and attends school all day and everyday it is open, unless a child is sick or has an approved exemption. Teachers and leaders actively follow up when a student misses school, including recording all absences and non-attendance. All schools in South Australia have local attendance procedures governed under the Education and Children's Services Regulations 2020.



# School Parent Opinion Survey Results

Proportion of agree/strongly agree response(%)



Data Source: 2024 Department for Education Parent Opinions Survey, Term 3 2024.

## Intended Destination

Leave Reason	Number	%
IS - INTERSTATE	2	18.0%
NG - ATTENDING NON-GOV SCHOOL IN SA	1	9.0%
OV - LEFT SA FOR OVERSEAS	4	36.0%
TG - TRANSFERRED TO SA GOVERNMENT SCHOOL	4	36.0%

Data Source: Department for Education Destination Data Report, 2024. Data extract term 3 2024. Data shows recorded destinations for students that left the school in the previous year. Data is uploaded by schools in term 3 and may not reflect final or total figures at time of report creation.

# Highest Qualifications held by the teaching workforce and workforce composition

All teachers at this school are qualified and registered with the SA Teachers Registration Board.

Qualification Level	Number of Qualifications
Bachelor's degrees or Diplomas	14
Postgraduate Qualifications	5

Data Source: Data extracted from Mandatory Workforce Information Collections as on the last pay date of June 2024. As self-reported by staff in the system.

Please note: Data includes staff who are Actively employed and on extended paid leave. Please note only the highest qualification of the Teaching staff is reported. Excludes any number of other certifications earned.

## Workforce composition including indigenous staff

	Teaching Staff		Non-Teaching Staff	
	Indigenous	Non-Indigenous	Indigenous	Non-Indigenous
Full-Time Equivalents	0.0	17.1	0.0	7.1
Persons	0.0	20.0	0.0	13.0

Data Source: Data extracted from Mandatory Workforce Information Collection as on the last pay date of June 2024.

Please note: Data includes staff who are actively employed and on extended paid leave. "Indigenous category" is self-reported by staff in the system.

## Financial Statement

Funding Source	Amount
Grants: State	\$2 792 402
Grants: Commonwealth	\$5480
Parent Contributions	\$119 036
Fund Raising	\$358.00
Other	\$5100

Data Source: School supplied data.