

2023 annual report to the Community

# Eden Hills Primary School

Eden Hills Primary School number: 124

Partnership: Mitcham Hills



School principal:

Andrew Dowling

A handwritten signature in black ink, appearing to read 'Andrew Dowling'.

Date of endorsement:

25/02/2024



Government  
of South Australia  
Department for Education

## Context Statement

Eden Hills Primary School caters for students from R-6. At the time of this report, the enrolment in 2023 is 244. Eden Hills Primary School is classified as Category 7 on the Department for Education Index of Educational Disadvantage. At the time of this report, the school population includes 1% Aboriginal students, 11% students with disabilities, 4% students with English as an additional language or dialect (EALD) funded background. Further information about the school is available on the school's website (including its context statement), as well as the My School website.

## Governing Council Report

When reporting on the EHPS governing council most parents want to hear what the governing council has done for our community in 2023. It is important to note that the role of the governing council helps set and monitor the direction of a school site with the principal. Parent volunteers join the governing council because they want to be part of their student school community, and care deeply about student experiences. The commitment from parents who volunteer to Governing Councils is two meetings a term. In addition to these meetings many also sit on sub-committees that contribute many volunteer hours of work to support Eden Hills. At our site these subcommittees include:

- Out of School Hours Care Subcommittee,
- Parent and Friends Subcommittee,
- Finance Subcommittee,
- Sustainability Subcommittee.

The **OSHC subcommittee** has been very busy with the appointment of a director in early 2023. The OSHC services is a business that the governing council directly oversees. The governing council made the decision to outsource the management of our OSHC to an external provider - Camp Australia. Through the tendering process the council was reassured that Camp Australia are an excellent employer, and this has been evidenced by how they have interacted with current OSHC staff.

The **Finance subcommittee** creates budgets, reports on both school and OSHC finances and engaged with external auditors. Notable finance items in 2023 was a new playground, ride on lawnmower and significant IT infrastructure upgrade.

The **Parents and Friends subcommittee** put on several events during the year which included a parents evening at the Belair hotel, a picnic event at the Belair National Park and a colour run which raised \$2000 for the Student Representative Council

The **Sustainability Subcommittee** contributed to a review of site waste and was very excited to hear of the Department of Education 4 bin waste management program to be rolled out in 2024. The school currently only utilizes 2 bins. The sustainability subcommittee has collected and sold secondhand school uniforms.

The governing council also takes questions from the parent community, reviews school policy, monitors bullying and wellbeing data, and does advocacy on behalf of the school community. This year advocacy included a Letter to state member of parliament regarding roofing above rooms 8-10, and a letter of support for the school's wellbeing funding.

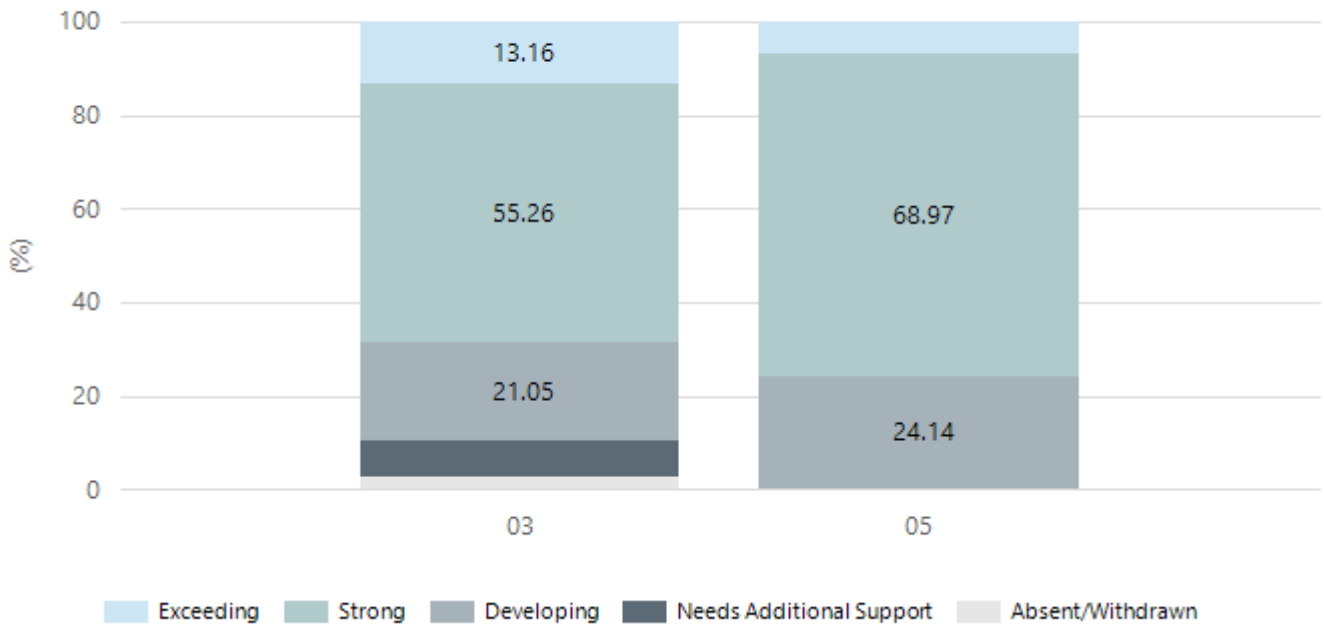
David Lister  
Chairperson

# Performance Summary

## NAPLAN Proficiency

In 2023, the Australian Curriculum, Assessment and Reporting Authority (ACARA) - a Commonwealth Independent statutory authority - announced changes to NAPLAN performance reporting. This new way of reporting by ACARA that NAPLAN results from 2023 will not be comparable to previous years. The new approach replaces the previous numerical NAPLAN bands and the national minimum standard.

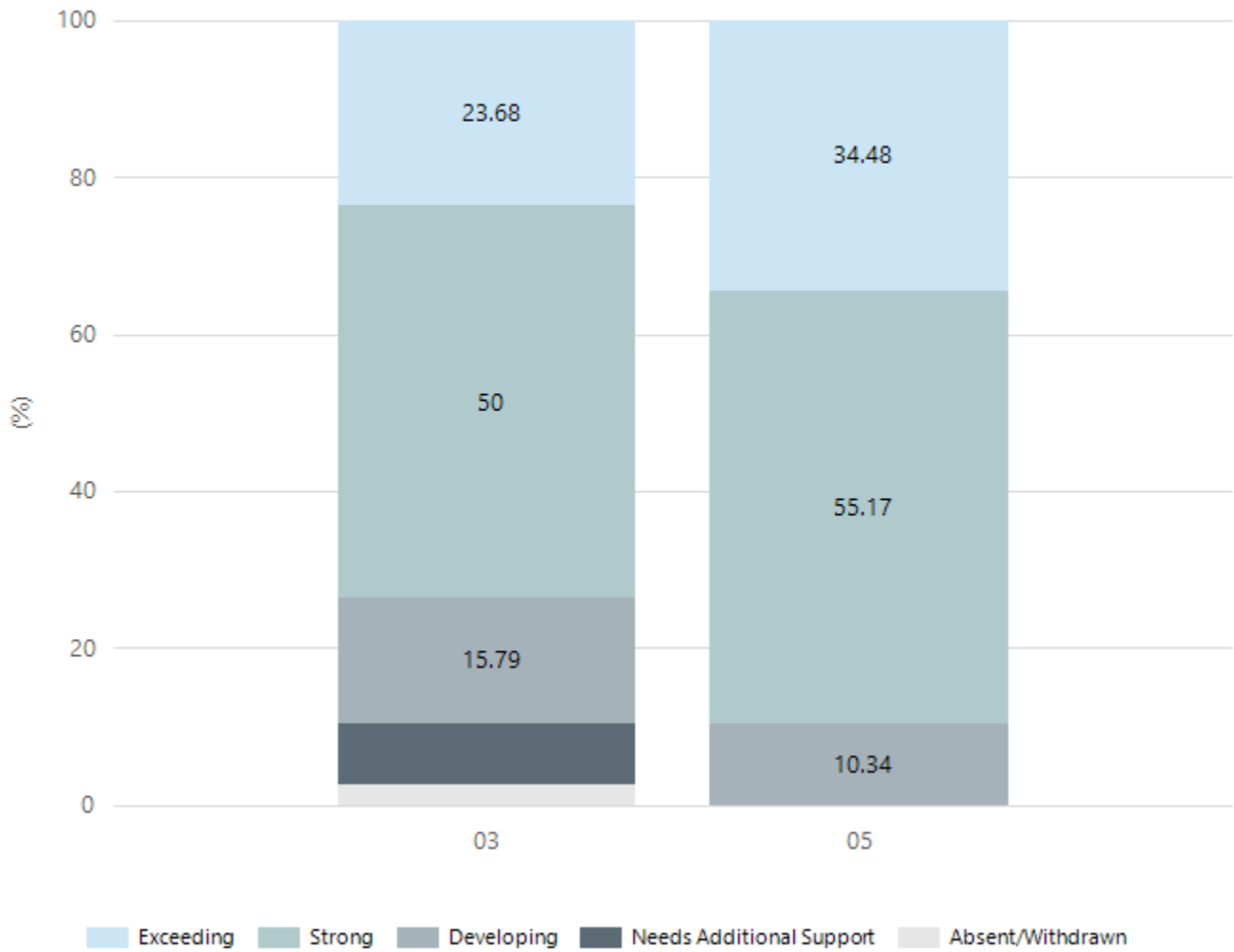
### Numeracy



Year Level	03	05
Exceeding	5	2
Strong	21	20
Developing	8	7
Needs Additional Support	3	
Absent/Withdrawn	1	
Total	38	29

Data Source: Department for Education Assessment Data Holdings, 2023. When there are less than six students in a cohort, no data is supplied.

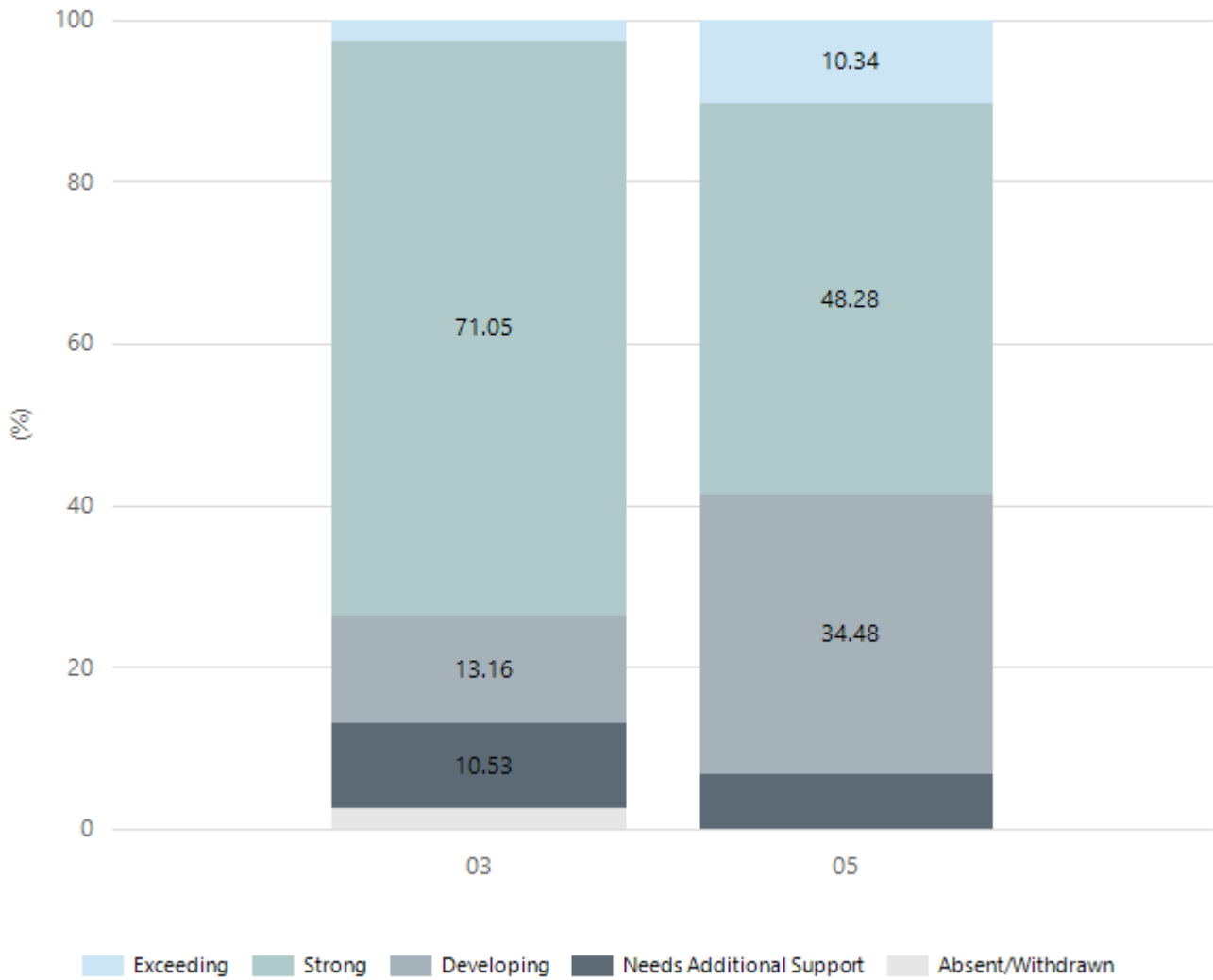
## Reading



Year Level	03	05
Exceeding	9	10
Strong	19	16
Developing	6	3
Needs Additional Support	3	
Absent/Withdrawn	1	
Total	38	29

Data Source: Department for Education Assessment Data Holdings, 2023. When there are less than six students in a cohort, no data is supplied.

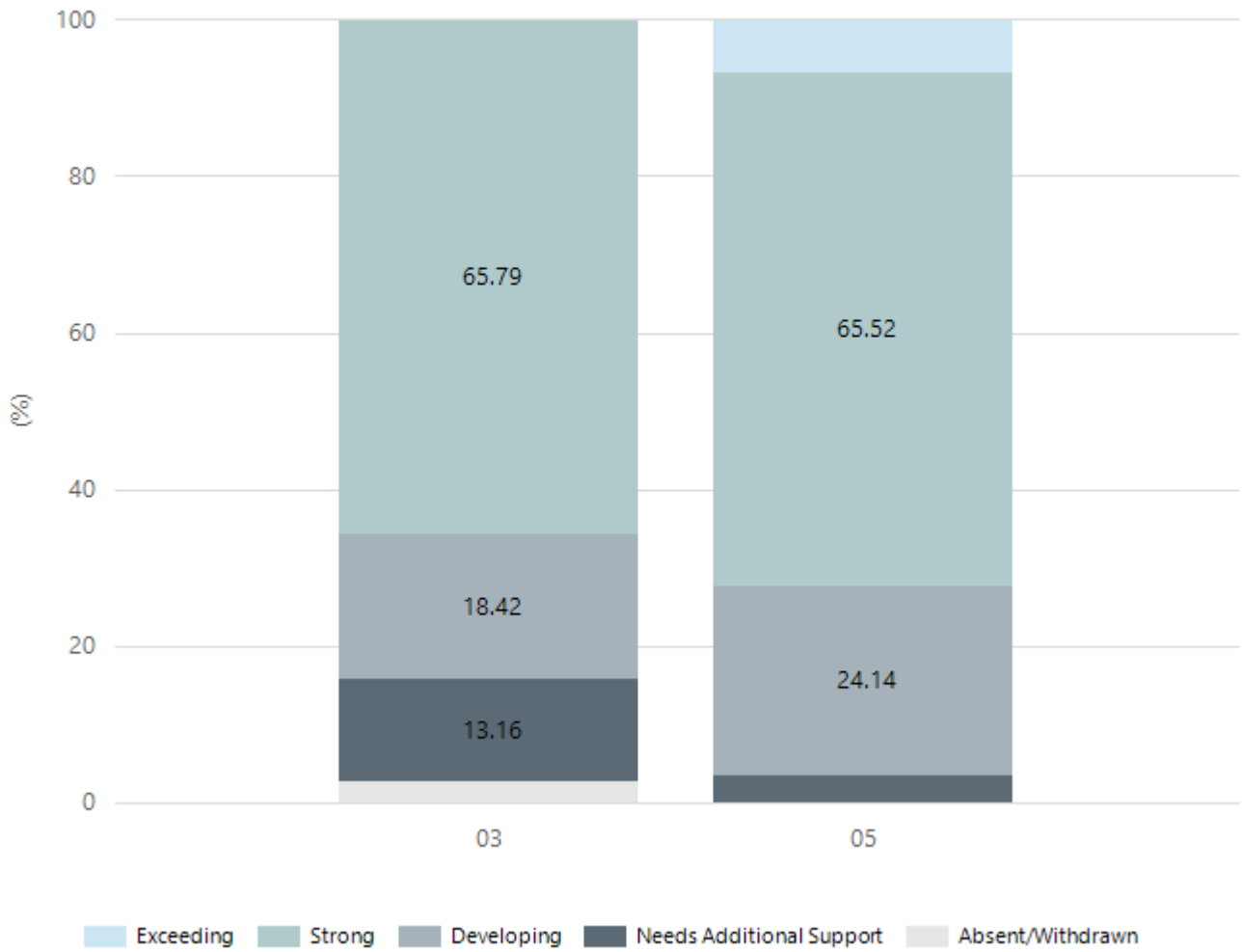
## Writing



Year Level	03	05
Exceeding	1	3
Strong	27	14
Developing	5	10
Needs Additional Support	4	2
Absent/Withdrawn	1	
Total	38	29

Data Source: Department for Education Assessment Data Holdings, 2023. When there are less than six students in a cohort, no data is supplied.

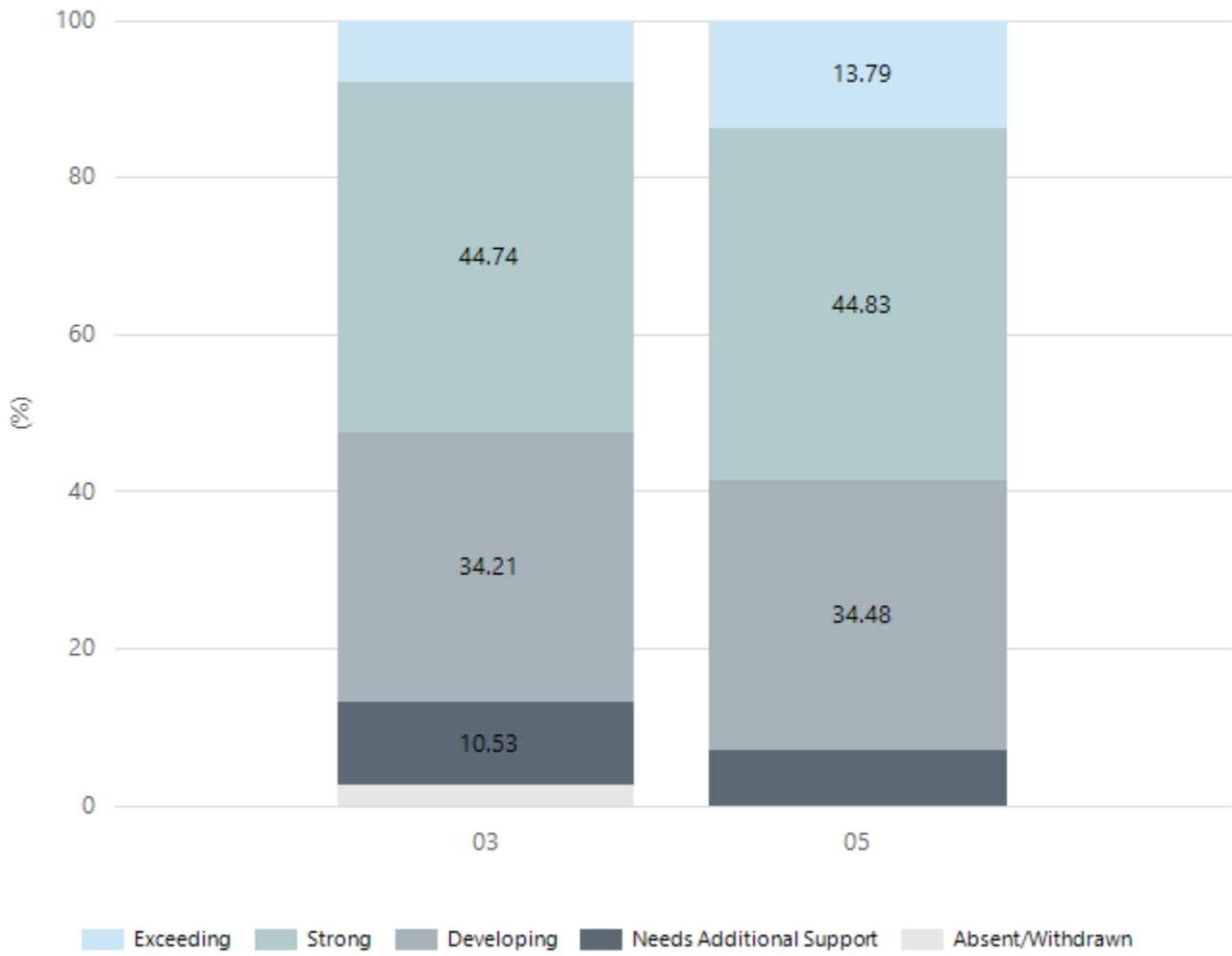
## Grammar



Year Level	03	05
Exceeding		2
Strong	25	19
Developing	7	7
Needs Additional Support	5	1
Absent/Withdrawn	1	
Total	38	29

Data Source: Department for Education Assessment Data Holdings, 2023. When there are less than six students in a cohort, no data is supplied.

## Spelling



Year Level	03	05
Exceeding	3	4
Strong	17	13
Developing	13	10
Needs Additional Support	4	2
Absent/Withdrawn	1	
Total	38	29

Data Source: Department for Education Assessment Data Holdings, 2023. When there are less than six students in a cohort, no data is supplied.

# School Attendance

Year Level	2021	2022	2023
Reception	89.8%	88.3%	91.1%
Year 01	91.9%	90.1%	91.0%
Year 02	94.4%	89.1%	87.8%
Year 03	92.5%	91.9%	88.2%
Year 04	92.2%	89.0%	91.9%
Year 05	93.6%	90.1%	88.2%
Year 06	91.9%	89.9%	87.7%
Year 07	93.2%		
Total	92.5%	89.8%	89.6%

Data Source: Department for Education Attendance Data, Semester 1 Report 2023. A blank cell indicates there we no students enrolled. 'Primary Other' includes students enrolled in specialised education options. 'Secondary Other' includes students who have already spent a year at Year 12 and elected to undertake further study at Year 12.

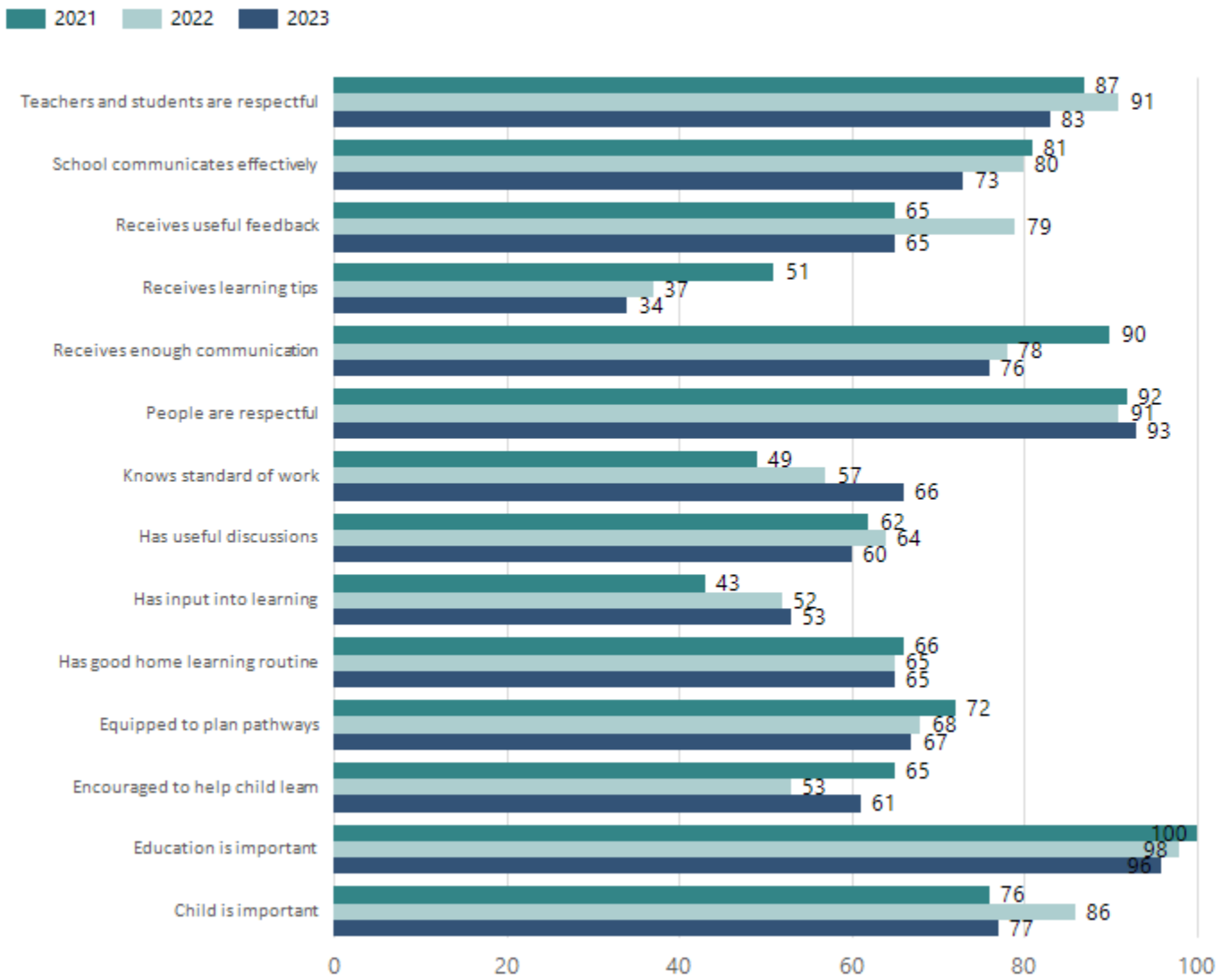
## Attendance Comment

In South Australia, all children and young people must be in school from 6 years to 16 years old. They must attend a government or non-government school full time. From age 16 to 17 however, young people must attend school or an approved learning program (such as an apprenticeship, traineeship, accredited course or university). Schools and parents must encourage and support students to come to school every day. Parents and caregivers must make sure their child is enrolled in a school, and attends school all day and everyday it is open, unless a child is sick or has an approved exemption. Teachers and leaders actively follow up when a student misses school, including recording all absences and non-attendance. All schools in South Australia have local attendance procedures governed under the Education and Children's Services Regulations 2020.



# Parent Opinion Survey Results

Proportion of agree/strongly agree response(%)



Data Source: 2023 Department for Education Parent Opinions Survey, Term 3 2023.

## Intended Destination

Leave Reason	Number	%
NG - ATTENDING NON-GOV SCHOOL IN SA	1	17.0%
OV - LEFT SA FOR OVERSEAS	1	17.0%
TG - TRANSFERRED TO SA GOVERNMENT SCHOOL	4	67.0%

Data Source: Department for Education Destination Data Report, 2023. Data extract term 3 2023. Data shows recorded destinations for students that left the school in the previous year. Data is uploaded by schools in term 3 and may not reflect final or total figures at time of report creation.

# Highest Qualifications held by the teaching workforce and workforce composition

All teachers at this school are qualified and registered with the SA Teachers Registration Board.

Qualification Level	Number of Qualifications
Bachelor's degrees or Diplomas	11
Postgraduate Qualifications	5

Data Source: Data extracted from Mandatory Workforce Information Collections as on the last pay date of June 2023. As self-reported by staff in the system.

Please note: Data includes staff who are Actively employed and on extended paid leave. Please note only the highest qualification of the Teaching staff is reported. Excludes any number of other certifications earned.

## Workforce composition including indigenous staff

	Teaching Staff		Non-Teaching Staff	
	Indigenous	Non-Indigenous	Indigenous	Non-Indigenous
Full-Time Equivalents	0.0	15.2	0.0	7.3
Persons	0.0	17.0	0.0	14.0

Data Source: Data extracted from Mandatory Workforce Information Collection as on the last pay date of June 2023.

Please note: Data includes staff who are actively employed and on extended paid leave. "Indigenous category" is self-reported by staff in the system.

## Financial Statement

Funding Source	Amount
Grants: State	\$ 2 705 234
Grants: Commonwealth	\$ 16500
Parent Contributions	\$ 113 111
Fund Raising	\$ 3029
Other	\$ 1495

Data Source: School supplied data.